

Danny and Dad Go on a Picnic

Level H / 224 words / fiction

High frequency words:

about, around, found, sing, were

Before reading

- Look at the cover and read the title.
- Possible discussion questions: "Where are Danny and Dad going? Have you ever been on a picnic?"

Look through all the pictures

- Using the language in the story, discuss each photograph in the book. Notice details in the pictures and use that information to better understand the text.
- Help the children find any tricky words in the text: *beautiful, picnic, sandwich, and shady*. Discuss meaning, word structure, and sounds you expect to hear in those words.

Reading the text

- Have the children read the text independently. While they're reading, listen to and prompt each student to use meaning, structure, and visual information to figure out words, self-correct, or improve expression.
- Identify and discuss the basic story elements in the text: characters, setting, problem, and solution.

After reading

- Discuss the meaning, structure, and letter cues that you notice students using correctly.
- **Literal comprehension:** The answers are in the text. Ask, "Where did this story take place? What happened in the story?" Have students read the pages that support their answers.

- **Inferential comprehension:** The answers are in your head. Ask, "How do you think Dad felt when he found out that Danny ate his lunch? Have you ever met anyone who was like Danny in this story?"

Word work

- Have the students locate the high-frequency words in the text and practice writing them.
- Find and discuss the rhyming words: *stay-way* and *spot-forgot-got*.
- Point out and discuss the apostrophe in the words *I've, everything's, didn't, and let's*. Explain that these words are all contractions.
- On separate cards, draw the foods that Dad put into the picnic basket and write their names: *apple, cheese sandwich, and dogfood*. Have the students put the cards in sequential order to match the text.

Rereading for fluency

- Have the child(ren) read the story again aloud, listening for phrased, fluent oral reading that includes appropriate pausing, intonation, and word stress.

Writing activity


- Choose a photo from the story. Add a speech bubble and ask the students to fill in what Danny or Dad might say. Have them read their speech bubbles to each other.

FUN FACT

In the United States,
National Picnic Day is celebrated on April 23.

Teaching Points: Introducing new words; Identifying and understanding basic story elements in a text; Practicing rhyming words; Noticing apostrophes in contractions; Sequencing; Rereading.

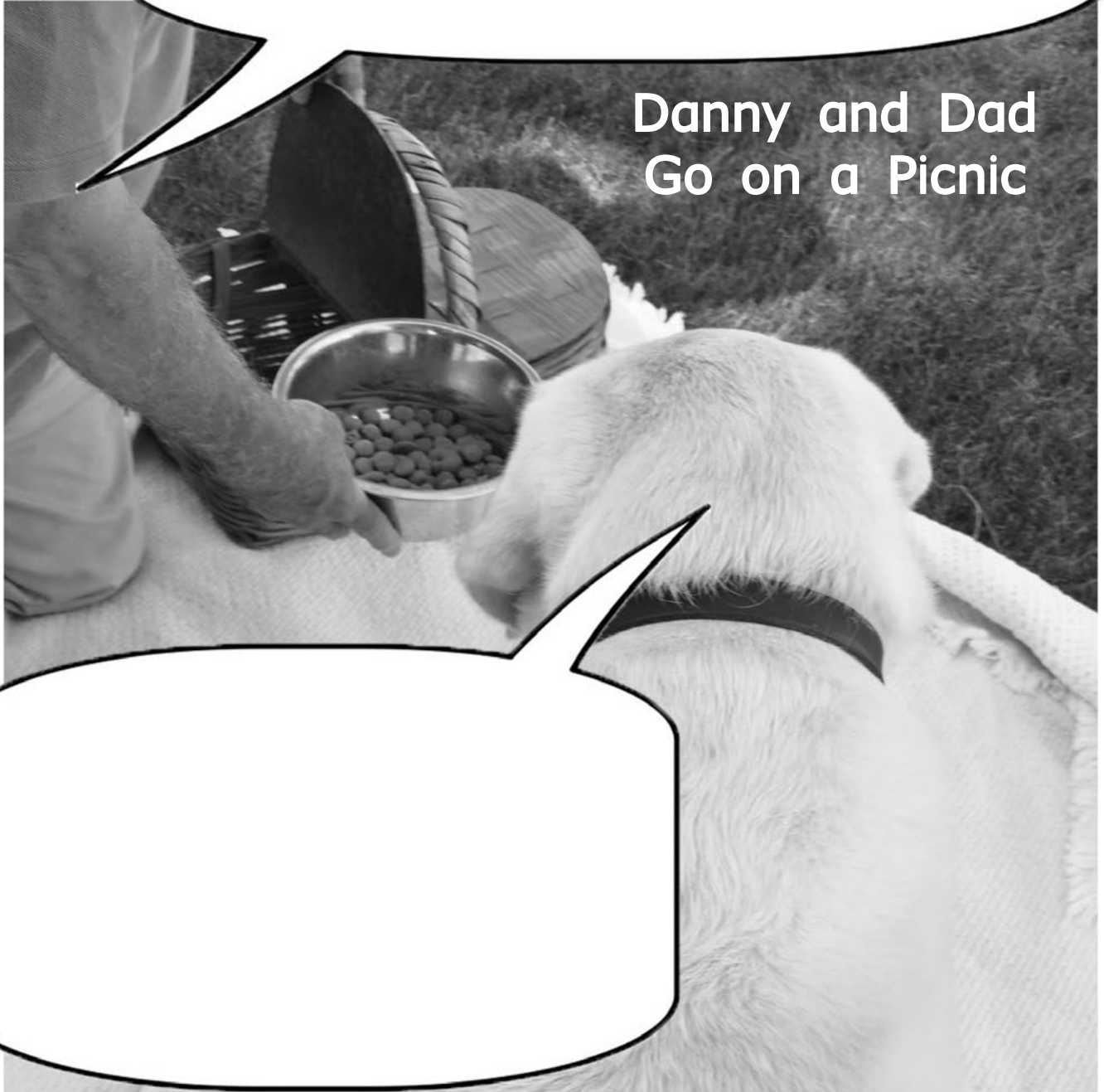

Name




Danny and Dad Go on a Picnic



Name



Danny and Dad
Go on a Picnic



Name

Danny and Dad Go on a Picnic

