

Tadpole to Frog Flip Book



Studying a life cycle when reading provides a perfect opportunity to meet cross curriculum standards in the primary classroom. It also offers a key opportunity to combine fiction and nonfiction.



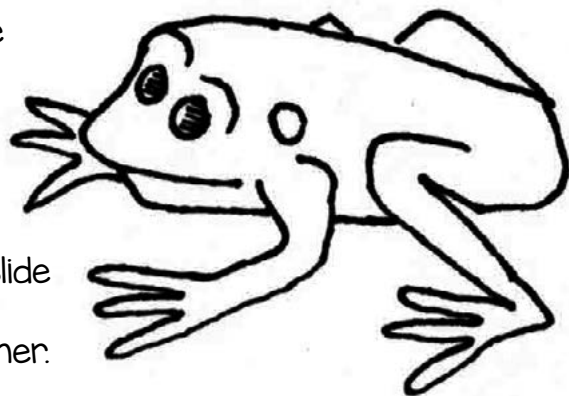
The Tadpole to Frog Flip Book provides a fun and interactive lesson in sequencing. Have students first practice the life cycle sequence using the images. Next, the lesson can continue with the frog life cycle writing organizer. Suggest students write about the frog life cycle using sequential sentence starters that encourage organization and reinforce sentence structure, grammar, and science specific vocabulary.

By assembling the 24 cards of the Tadpole to Frog Flip Book, students can then make an animated frog life cycle flip book.

Directions to Assemble the Flip Book:

Print the 24 frog life cycle cards on card stock and cut the squares out. Assemble the cards in sequential order and staple along the left edge to keep them together.

To flip the book and create the animation, hold the stapled edge of the book with your left hand and hold the bottom right corner of the book with your right hand. Bend the book and let the pages slide against the thumb holding in the bottom right corner.



Frog Life Cycle



1



2



3



4



5


Tadpole to Frog Flip Book



6



7



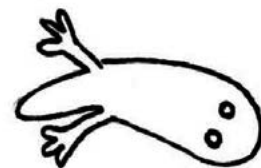
8




9



10



11




12




13



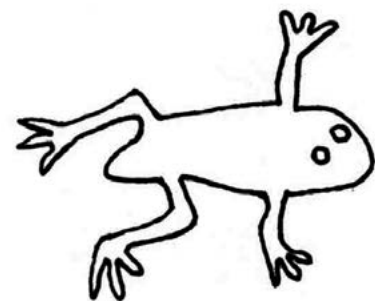
14



15



16



17

