

DANNY'S AUTUMN

A Apples - red, green, and yellow

U Using rakes to make leaf piles

T Taking walks in the woods

U Up in the sky, the geese fly




M Mazes of corn

N Need to count pumpkins

An **Acrostic Poem** is a simple poem where the first letter of each line spells out the subject of the poem. Cut out Danny's **Seasonal Acrostic Poem** and glue it into your *Poetry Notebook*. Then, write an **Acrostic Poem** of your own.

OCTOBER

| Sunday | Monday | Tuesday | Wednesday | Thursday | Friday | Saturday |
|--------|--------|---------|-----------|----------|--------|----------|
| | | | | | 1 | 2 |
| 3 | 4 | 5 | 6 | 7 | 8 | 9 |
| 10 | 11 | 12 | 13 | 14 | 15 | 16 |
| 17 | 18 | 19 | 20 | 21 | 22 | 23 |
| 24 | 25 | 26 | 27 | 28 | 29 | 30 |
| 31 | | | | | | |

Draw an orange square  on each day that you read a poem or a book.
Draw a green triangle  on each day that you wrote something.
Draw a yellow circle  on each day that you drew a picture.

ACROSTIC POEM

Acrostic Poem

An **Acrostic Poem** is a poem where the first letter of each line spells out the subject of the poem. An **Acrostic Poem** can contain poetic devices such as *alliteration* (repetition of the same sound at the beginning of words) or *rhyme* (repetition of the same sound at the end of words). An **Acrostic Poem** can be written about anything - a person, a place, seasons, ice cream flavors, holidays, classroom objects, your pet...ANYTHING! Danny chose to write a **Seasonal Acrostic Poem** about Autumn. He wrote about the things he likes to do, what he sees, what he hears, what he eats, and where he likes to go. Choose your favorite season and write a **Seasonal Acrostic Poem** of your own.

How to write your own **Acrostic Poem**:

1. Use the templates on the following page to brainstorm ideas for your **Acrostic Poem**. You can brainstorm ideas on your own, in a small group, or altogether as a class. If you want, draw a small picture in the box with your descriptive words.
2. Select your favorite ideas and/or drawings to include in your poem. Play with the words in your poem. Decide the order of your ideas and consider the rhythm and flow of your words. Write your finished poem on the right side of this piece of paper. Cut out your **Acrostic Poem** and glue it into your *Poetry Notebook*. Then, illustrate your poem.
3. Share your poems with us! Share your poem on our Facebook, Instagram, and Twitter pages at @MaryRuthBooks or by email to admin@maryruthbooks.com. We can't wait to see what you create!
4. What else can you do with **Acrostic Poems** and **Alliteration**?
 - Create an **Alphabet Alliteration Poem**. For each letter of the alphabet, come up with a three word phrase. The first word is an *adjective*, the second word is a *noun*, and the third word is a *verb*. For example, the letter A could be *Amazing Abby apologizes*, the letter B could be *Beautiful Bee buzzes*, D could be *Danny dog digs*, and N could be *Nosy Norman naps*.
 - Create your own **Tongue Twister**. Tongue twisters are phrases that use *alliteration* and can be difficult to say. To write your own, first think of a *noun* and *verb* that start with the same letter. Add descriptive words to answer *what kind*, *how many*, *how*, *when*, and *where*. Try to write at least five words with the same beginning sound. Then, practice your tongue twister three times fast. Here is an example from Danny: *Danny digs for dogbones deep in the dumpster down by Daisy's Diner*.

Acrostic/Alliteration Brainstorming Template #1

Select a letter of the alphabet. **Brainstorm** a list of words to fill in the boxes with words that begin with the chosen letter. **Display** in the classroom or **glue** into your *Poetry Notebook*. **Use** brainstormed words to help write your poems.

| | | |
|---------------------|-----------|-----------|
| | | |
| an adjective | a plant | a color |
| | | |
| a season or holiday | | a place |
| | | |
| a thing (noun) | letter | an animal |
| | | |
| a saying | | a smell |
| | | |
| an action (verb) | a feeling | a food |

Acrostic Brainstorming Template #2

Select a subject or topic for your poem. **Brainstorm** to fill in the boxes with words or phrases that describe the subject. **Display** in the classroom or **glue** into your *Poetry Notebook*. **Use** brainstormed words to help write your poems.

| | | |
|----------------------|--------------|----------|
| | | |
| emotions or feelings | plants | colors |
| | | |
| seasons or holidays | | textures |
| | | |
| weather | poem subject | animals |
| | | |
| smells | | clothes |
| | | |
| sounds | sights | foods |