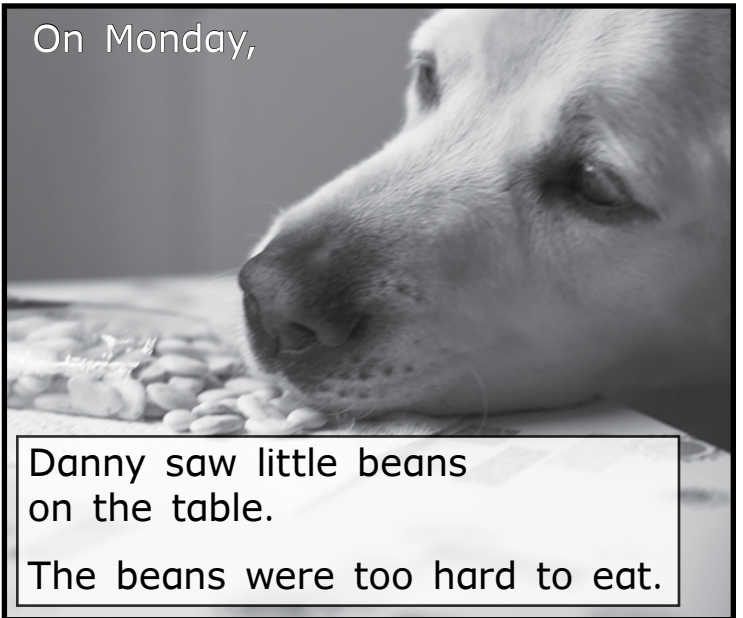


Danny's Bean Plant



On Monday,



Danny saw little beans
on the table.

The beans were too hard to eat.

On Tuesday,



the beans were in a cup with water.

On Wednesday,
the water was
gone and the
beans were fat.



Danny's Bean Plant

On Thursday,

the beans were under
a wet paper towel.

On Friday, Danny
looked at the beans.

The wet beans
had changed again.

On Saturday, the
beans were hidden
in a jar full of dirt.

On Sunday, the jar looked the same as it did the day before.

Danny kept
checking the jar
every day.

Danny's Bean Plant

Then one day, he saw green popping
out of the dirt.

He saw more and more green
each day.

Something was growing!

It was a
bean
plant!

A Handful of Beans Word Game

To make the Letter Beans:



1. Gather a bag of large, dry lima beans and find a permanent marker. Pour beans out onto a flat surface. Select large, unbroken beans on which to write. Turn all of the beans the same direction with the dented side at the top.




2. Using capital letters, begin writing on the beans. Make five beans for each vowel letter: A, E, I, O, U, and Y. Then, make two beans for each consonant letter: B, C, D, F, G, H, J, K, L, M, N, P, Q, R, S, T, V, W, and Z. Underline letters C, H, M, N, W, and Z to help avoid confusion with other similarly shaped letters.




3. Place all of the lettered beans into a bag or bowl and mix them up with your fingers.

To play the Handful of Beans Word Game:




1. Take a handful of beans and release them onto a table or other flat surface. Turn over all the beans and spin them top side (dented side) up so that you can easily read each letter.



2. Using the bean letters, make as many **two letter words** as you can. Score one point for each word made and an extra point for any two words that rhyme. Put the beans back into the bag or bowl and mix them again.



3. Take another handful of beans and release them onto a table. Using the letters, make as many **three letter words** as you can. Score one point for each word made and an extra point for any two words that rhyme. Put beans back into bag or bowl and mix them again.



4. Take another handful of beans and release them onto a table. Using the letters, make as many **four letter words** as you can. Score one point for each word made and an extra point for any two words that rhyme.

Game Extensions and Alternatives:

- Use two different colored markers for the letters - one for vowels and another for consonants.
- Use a timer for each round and/or play against someone else.
- Make another set of beans with lower case letters.