

JOIN DAD AND DANNY IN THE MARYRUTH BOOKS SUMMER READING CHALLENGE.
















- | | | |
|---|---|--|
| <input type="checkbox"/> READ A BOOK ON THE COUCH | <input type="checkbox"/> READ ON A DECK OR PORCH | <input type="checkbox"/> READ IN A SLEEPING BAG |
| <input type="checkbox"/> READ IN A HAMMOCK | <input type="checkbox"/> READ WHILE SITTING IN BED | <input type="checkbox"/> READ A BOOK WHILE HANGING UPSIDE DOWN |
| <input type="checkbox"/> READ UNDER A BLANKET | <input type="checkbox"/> READ SITTING IN A LAUNDRY BASKET | <input type="checkbox"/> READ WHEN SITTING IN A SWING |
| <input type="checkbox"/> READ WHILE SITTING UNDER A TREE | <input type="checkbox"/> READ AT THE ZOO | <input type="checkbox"/> READ AT THE OCEAN OR LAKE |
| <input type="checkbox"/> READ WHILE WAITING FOR FIREWORKS | <input type="checkbox"/> READ WHILE ON A PICNIC | <input type="checkbox"/> READ AT THE PLAYGROUND |
| <input type="checkbox"/> READ IN A BLANKET FORT | <input type="checkbox"/> READ (QUIETLY) AT A LIBRARY | <input type="checkbox"/> READ UNDER THE SLIDE |
| <input type="checkbox"/> READ IN A TENT | <input type="checkbox"/> READ AT AN AMUSEMENT PARK | <input type="checkbox"/> READ WHILE SITTING BEHIND A CHAIR |
| <input type="checkbox"/> READ UP IN A TREE | <input type="checkbox"/> READ SITTING IN THE WOODS | <input type="checkbox"/> READ AT THE GROCERY STORE |
| <input type="checkbox"/> READ UNDER THE STARS BY FLASHLIGHT | <input type="checkbox"/> READ BY THE WINDOW | <input type="checkbox"/> READ AT SOMEONE ELSE'S HOUSE |
| <input type="checkbox"/> READ IN THE CAR ON A TRIP | <input type="checkbox"/> READ SITTING ON A BENCH | <input type="checkbox"/> READ WHILE ON A BOAT |
| <input type="checkbox"/> READ IN A HOTEL | <input type="checkbox"/> READ SITTING UNDER A TABLE | <input type="checkbox"/> READ SITTING IN A GARDEN |
| <input type="checkbox"/> READ WHILE LYING ON A TOWEL OR BLANKET | <input type="checkbox"/> READ ON THE BUS OR IN A TAXI | <input type="checkbox"/> READ AT THE DOCTOR'S OFFICE |
| <input type="checkbox"/> READ AT THE SWIMMING POOL | <input type="checkbox"/> READ STANDING ON THE SIDEWALK | <input type="checkbox"/> READ SITTING ON A ROCK OR LOG |
| <input type="checkbox"/> READ ON A FRONT PORCH SWING | <input type="checkbox"/> READ WHILE SITTING ON THE STEPS | <input type="checkbox"/> READ AT THE MALL |
| <input type="checkbox"/> READ IN YOUR CLOSET | <input type="checkbox"/> READ TO A DOG | <input type="checkbox"/> READ DURING A THUNDERSTORM |
| <input type="checkbox"/> READ AT THE DINING ROOM TABLE | <input type="checkbox"/> READ AN E-BOOK | <input type="checkbox"/> READ IN A LOUD PLACE |
| | <input type="checkbox"/> READ IN FRONT OF A FAN | <input type="checkbox"/> READ IN A QUIET PLACE |

THIS SUMMER SEND YOUR READING SELFIES TO TALKTODANNY@MARYRUTHBOOKS.COM TO BE ON DANNY'S FACEBOOK PAGE. LIKE US AT [HTTPS://WWW.FACEBOOK.COM/MARYRUTHBOOKS/](https://www.facebook.com/MARYRUTHBOOKS/).

Danny's Summer Reading Challenge

Keep track of your Summertime Reading on Danny's BINGO card. Try to complete a BINGO horizontally, vertically, or diagonally – then try to fill the entire card! Throughout the challenge, post photos with the hashtags #bingodanny and #maryruthbooks. We can't wait to see what, how, and where you read!








B	I	N	G	O
<p>READ a book on your pillow</p> 	<p>READ a book in the bathtub</p> 	<p>READ a book about a dog</p>	<p>READ a book that is nonfiction</p> 	<p>READ a book in a sleeping bag</p> 
<p>READ a book wearing sunglasses</p> 	<p>READ a book under a tree</p>	<p>READ a book about a fish</p> 	<p>READ a book with a red cover</p> 	<p>READ a book in your pajamas</p>
<p>READ a book on a Tuesday</p>	<p>READ a book about a best friend</p>	<p>READ a book about bugs</p> 	<p>READ a book at the library</p>	<p>READ a book about dinosaurs</p> 
<p>READ a book with a flashlight</p>	<p>READ a book that is funny</p> 	<p>READ a book in a fort</p>	<p>READ a book on a rainy day</p> 	<p>READ a book about a superhero</p> 
<p>READ a book in the car</p> 	<p>READ a book to a pet</p> 	<p>READ a book while eating a snack</p>	<p>READ a book on the couch</p> 	<p>READ a book under a table</p>



'S SUMMER FUN READING CHART

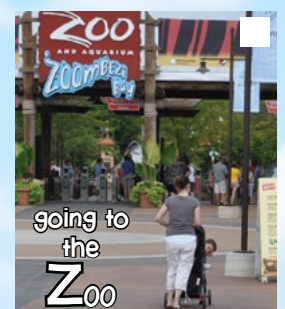




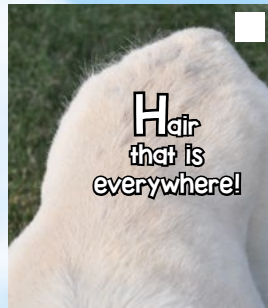

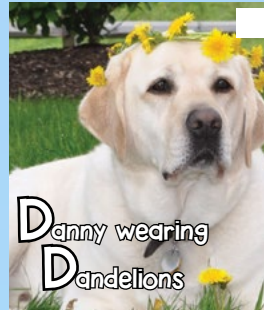


With each completed task, cover the square with one of Danny's book stickers to surround him with a colorful library. Start by placing a sticker on each of the Bee spaces.

Read under a tree	Read out loud to a pet	Read about food	Read in the woods	Read a book with a green cover	Read while sitting upside down	Read on a rainy day	Read out loud to a relative	Read while eating breakfast	Read on a cloudy day
Read while sitting on a pillow		Read on a Thursday	Read a book with a red cover	Read about dinosaurs	Read in a fort	Read out loud to a friend	Read while outside		Read about superheroes
Read a scary book	Read while riding in a car	Read out loud to a stuffed animal					Read a nonfiction book	Read about cats	Read while sitting on the couch
Read while wearing a hat	Read about bugs	Read on a Tuesday					Read on a sunny day	Read in a tent	Read on a Friday
Read in your pajamas	Read while sitting on the steps	Read while sitting under an umbrella					Read about zoo animals	Read while sitting under a table	Read on a Wednesday
Read while sitting on the floor		Read in a bathtub	Read a book with a purple cover	Read about best friends	Read in a garden	Read in a sleeping bag	Read about farm animals		Read while eating a snack
Read on a Monday	Read about dogs	Read a funny book	Read out loud to an adult	Read under a blanket	Read about birds	Read a book with a blue cover	Read about marine animals	Read with a flashlight	Read while wearing sunglasses



Enjoy your Summer from A-Z. There's a book for that!

Match the A-Z pictures with the correct MaryRuth Book titles.
When you finish reading a book, check the box
in the upper right corner of the corresponding picture.
How many boxes can you check before the end of summer?



Enjoy your Summer from A-Z.

Could you match all of the A-Z pictures on page 1
with the correct MaryRuth Book titles?

	MARYRUTH BOOKS TITLES	F&P LEVEL	IL/RR	ATOS	DRA LEVEL
A	Danny Likes Apples	D	6	1.0	4
B	The Adventures of Super Danny and Bat-Bee	K	16	2.7	16
	Bats in Danny's House	D	6	0.3	4
C	The Chickens and the Fox	D	5	0.6	4
D	Dandelion Danny	D	5	0.8	4
E	Elephants at the Zoo	I	14	2.3	14
F	A Fish Story	C	4		3
G	Grandma Ruth's Glasses	C	4		3
H	Danny's Hair is Everywhere	D	5		4
I	I Am Danny	A	1		1
J	Tortoises at the Zoo	H	11		12
K	Danny and Norman's Favorite Knock Knock Jokes	I	14		14
L	A Bath for Lucky	H	11	1.7	12
M	Danny Makes a Mask	C	5	0.5	4
N	Norman Wants to Play with Danny	G	8	0.7	6-8
O	Ornithologist Danny	C	4		3
P	Pigs	D	5	0.6	4
Q	Five Danny Dogs	F	8	1.2	6-8
R	Rhinoceroses at the Zoo	G	13		12
S	Super Danny	C	2		2
T	Tigers at the Zoo	H	12	1.6	12
U	Chicken Guard Dog	G	11		12
W	Danny and the Little Worm	F	11	1.3	12
X	Danny Follows the Signs	E	8	0.9	6-8
V	Danny's Garden	E	8	1.1	6-8
	Danny's Garden Lap Book				
Y	The Yellow Coat	C	4		3
Z	The Zoo	A	2		2

Rope Swing Word Ladder

In the summer, it's fun to swing on the rope swing in Danny's yard. Start at the top with the word **rope**. **Read** and follow the directions beside each white box to add, subtract, or change letters. Each clue will also give you a hint about the meaning of the new word. **Write** the new word in the box. Work your way down the list to get to the word **swing**.

rope

Start here.

This is strong, thick string made of long twisted threads.

Change a letter at the beginning.

To really want something to happen.

Take away a letter at the end.

What a rabbit or frog does.

Add a letter at the beginning.

To go to the store and buy things.

Change a letter in the middle.

A really large boat.

Change the *h* to *l* in the middle.

To slide or fall without meaning to.

Change a letter at the end.

Another word for thin or slender.

Change a letter in the middle.

To move, splash, and play in the water.

swing

Change the *m* to *ng* at the end.

To move backward and forward or from side to side.

Bike Ride Word Ladder

Danny and Bee are going on a summer bike ride. Start at the top with the word **bike**. **Read** and follow the directions beside each white box to add, subtract, or change letters. Each clue will also give you a hint about the meaning of the new word. **Write** the new word in the box. Work your way down the list to get to the word **ride**.

bike

Start here.

I want to ride my bicycle. (Queen)

Change a letter at the beginning.

To really enjoy something or someone.

Change a letter in the middle.

A body of water that is surrounded by land.

Change a letter at the beginning.

To make cookies or cake in the oven.

Change the *ke* to *d* at the end.

The opposite of good.

Change a letter at the beginning.

Upset or unhappy.

Change the *m* to *gl* at the beginning.

Feeling joy or pleasure.

Change the *ad* to *ide* at the end.

To move smoothly or without effort.

Change the *gl* to *h* at the beginning.

To put or keep out of sight; part of the game _____ and Seek.

ride

Change a letter at the beginning.

Life is like riding a bicycle. In order to keep your balance, you must keep moving. (Albert Einstein)

Sun Set Word Ladder

Danny and Dad have had a great day at the beach. Now it's time to watch the sun set and make a wish on the first star in the sky. Start at the top with the word **sun**. **Read** and follow the directions beside each white box to add, subtract, or change letters. Each clue will also give you a hint about the meaning of the new word. **Write** the new word in the box. As the sun goes down, work your way down the list to get to the word **set**.

sun

Start here.

The biggest star in our sky.

Change a letter at the beginning.

This holds your hot dog or hamburger.

Change a letter at the beginning.

Danny does this when he's racing with his friends.

Change the *b* to *p* at the beginning.

A joke that makes a play on words.

Change a letter in the middle.

What you use to sign your name.

Change a letter at the beginning.

Where a lion or bear sleeps.

Change a letter at the beginning.

Another name for a mother chicken.

Change a letter at the beginning.

The number of cents in a dime.

Flip the first and last letters.





This divides a tennis court in half.


set

Change a letter at the beginning.

Day is done, gone the sun.

SUMMER FIVE SENSES SCAVENGER HUNT

See	Hear	Smell	Taste	Feel
a cloud shaped like an animal	crickets	chlorine from a pool	lemonade	the warm sun
ants 	a lawn mower	a grill	an ice cube	sprinkler
a rainbow	flip flops	the rain	a popsicle 	a beach towel
a butterfly	thunder	flowers	juicy watermelon	sunglasses 
something yellow	a buzzing bee 	freshly mowed grass	ice cream	an earthworm



Making a Simple Solar Oven

June 2017 **Classroom Activity**

Dad and Danny cook marshmallows on an open fire in the chapter book **Camping Out**. Another way to safely make toasted marshmallows is in a solar oven that you can make yourself with common household items. The project should take only about 15 minutes.

Materials You Will Need:

A box with hinged lid (A shoe box or pizza box will work well.)

Aluminum foil

A sheet of black construction paper

Plastic wrap

Tape or glue

A stick (straw, pencil or wooden skewer)

An aluminum pan or tray (You can make your own with foil.)

Marshmallows (chocolate and graham crackers are optional.)



1. Use tape and foil to line the entire inside of the box (shiny side facing out).
2. Attach a half sheet of black construction paper to the floor of the box.



3. Place the stick upright inside the top of the box lid to prop the lid open and secure it with a piece of tape. The bottom of the stick should rest outside the box.



BUILD A FUN LUNCH TO PACK UP AND EAT OUTDOORS.

Use the table below to plan your sandwich-on-a-stick picnic. All you need is a toothpick, food pick, or skewer for each sandwich.



BREADS

CHOOSE ONE:

Quartered Slice of Bread

Quartered Hamburger Bun

Quartered Pita

Cubed Hawaiian Rolls

Cubed Bagel

Cubed Nut Butter/Jelly Sandwich

Cubed Sweetbread

Mini Muffins

MEATS & CHEESES

CHOOSE TWO:

Lunch Meat, Folded

Pepperoni

Bacon

Ham Cubes

Smoked Salmon

Cooked Mini Meatballs

Cheese Cubes

Slices of Cheese

VEGETABLES & FRUITS

CHOOSE TWO OR THREE:

Lettuce Leaves

Cherry Tomatoes

Cucumber Slices

Pickles

Cubed Apples

Berries

Grapes

Pineapple Chunks

Make a Danny Snack Mix for your next picnic

July 2017 **Classroom Activity**

Have your own private picnic by taking a fun Danny inspired snack outside to eat as you enjoy summer reading:



1. Choose your favorite titles from the following list of Danny books.
2. Gather the snacks associated with each of the books you plan to read.
3. Put 1/2 cup of each snack in a bowl, then mix.
4. Enjoy the snack as you enjoy each Danny book. Yum!

Danny Book	RR/FP Level	Snack associated with the book
Danny Can Sort	Level C	Multi-colored candy, such as M&Ms®
Cookies for Danny	Level D	Mini vanilla wafers
Danny Likes Apples	Level D	Apple cereal
Danny and the Corn Maze	Level D	Roasted corn kernels (<i>Recipe follows</i>)
A Peanut for Little Chipmunk	Level E	Raw or roasted peanuts
Danny and the Little Worm	Level F	Gummy worms
Danny and the Bean Plant	Level G	Roasted beans (<i>Recipe follows</i>)
Danny Looks for a Honeybee Yard	Level G	Honey nut oat cereal
More Fish for Fish	Level G	Goldfish® crackers
The Fort	Level I	Pretzel sticks
Camping Out	Level J	Mini marshmallows

To Make Roasted Beans or Corn Kernels, follow the easy directions below:

- Preheat the oven to 400° F.
- Dry cooked black beans, chickpeas, or rinsed frozen corn on paper towels.
- Toss them with olive oil and salt... or try another seasoning.
- Spread the beans, chickpeas or corn out, in one layer, on a parchment covered baking sheet.
- Roast them for 15-20 minutes. Store leftovers in an airtight container for 2-3 days.