


What's Happening Here?

Look at the picture. **Answer** the questions. **Discuss.** **Question.** **Observe.** **Predict.** **Draw.** **Write.**



1. What is happening in this picture? How do you know that is what's happening?
2. Discuss the setting. Where is this picture taking place? What time of day is it? What time of year is it? How do you know?
3. What is Danny doing? What does Danny have on his head? Describe what is on the table. How do you think Danny is feeling? Why do you think he is feeling that way?
4. What else do you see happening in this picture? How does this picture make you feel? Why?
5. Find and discuss the following items in the picture: **candle**, **tablecloth**, **frosting**, **elastic**, **party hat**
6. Predict what you think will happen next. On the back of this paper, draw a picture and write a story about your predictions.

Danny's Birthday Wishes



Danny's Birthday Wishes



In Danny's Birthday Wishes, Danny makes some very silly wishes as he blows out the candles on his birthday cake.

What does Danny want for his birthday? If you were Danny, what would you wish for on your birthday? Why?

Circle all of the wishes that Danny makes. (Hint: There are four.)
Write them below:

a big, big _____ ,

to chase a _____ up a tree,

to run and _____ and _____ ,

and a _____ .

What would you give Danny on his birthday? Complete the sentence:

I would give Danny a _____
for his birthday.

On the back of this paper, draw a picture of the wish that Danny makes when he blows out the candles on his birthday cake.

Celebrate with Danny's CUP CAKE Word Ladder

It's Danny's Birthday and he is ready to make a wish and blow out the candles on his birthday cupcake. Start at the top with the word **cup**. **Read** and follow the directions beside each white box to add, subtract, or change letters.

Each clue will also give you a hint about the meaning of the new word.

Write the new word in the box. Work your way down the list to get to the word **cake**.



cup

Fill up your cup and let it overflow!

This holds your drink.

Change a letter at the end.

This is another name for a baby bear.

Change a letter at the beginning.

This is where Danny takes a bath.

Change a letter at the beginning.

A boat that travels completely under the water.

Change a letter in the middle.

This is what you do when you are crying very hard.

Change the *b* to *ck* at the end.

What Danny wears on each foot when he is Super Danny.

Change the first letter.

A hard stone found outside, can be small or large.

Change the *o* to *a* in the middle.

A place to hang or store things.

Change the *ck* to *ke* at the end.

This is used to clean up the leaves in the yard.

cake




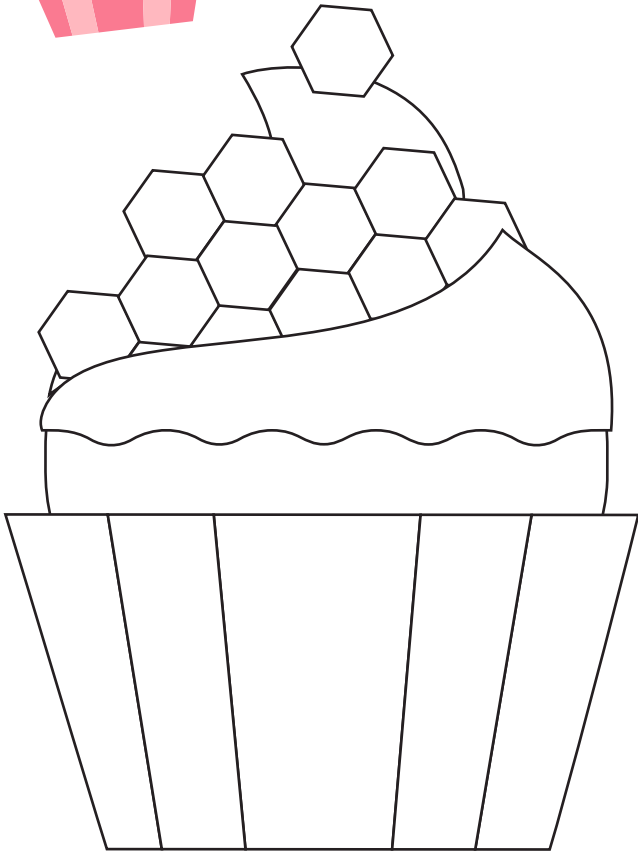
Change the first letter.

Danny likes to eat this with ice cream on his birthday.



Danny's Cupcake Celebration

It's Danny's Birthday! **Decorate** the cupcakes for Danny and his friends.



Norman's Pup Cakes

April 2019 Classroom Activity

Makes 6 muffins

Wet Ingredients:

1/4 cup nut butter (We used peanut butter)

1/4 cup applesauce

1 large egg

2 tablespoons honey

2 tablespoons water

Dry Ingredients:

1 cup flour

1/2 cup oats

1 teaspoon baking soda

Topping:

nut butter

dog food for sprinkles

(For fancy icing, mix nut butter, cream cheese and a splash of milk.)

Directions:

Preheat oven to 350 degrees and grease a muffin tin with baking spray. In a bowl, thoroughly mix the first 5 wet ingredients. In a second bowl, mix the dry ingredients. Stir the dry ingredients into the bowl of wet ingredients. Spoon the thick batter evenly into 6 muffin cups. Bake for 15-18 minutes. Cool pup cakes before icing.

Enjoy! You can also eat these with your special pup (sans the dog food, of course)!

